6/10W

□60mm

電機特性
List of motor characteristics

電機型號 Motor model / 公司型號 JWD types	規格 Specs	輸出功率 Output Power W	電源電壓 Voltage V	頻率 Frequency Hz	電流 Current A	起動扭矩 Starting Torque mN.m	額定扭矩 Rated Torque mN.m	額定轉速 Rated Revolution r/min	電容容量/耐壓 Capacity/Ve μF/VAC
2RK-6GN-A	可逆式 Reversible	6	單相 1-phase 110	50	0.26	60	47	1200	4μF/250V
				60	0.23	55	38	1450	
2IK-6GN-A	感應 Induction			50	0.24	55	47	1200	3.5.μF/250V
				60	0.25	50	38	1450	
2RK-6GN-C	可逆式 Reversible	6	單相 1-phase 220	50	0.14	55	48	1200	1.0μF/450V
2IK-6GN-C	感應 Induction			50	0.13	50	48	1200	0.8μF/450V
2RK-10GN-C	可逆式 Reversible	10	單相 1-phase 220	50	0.2	80	79	1200	1.0μF/450V
				60	0.23	75	69	1450	
2IK-10GN-C	感應 Induction	10		50	0.16	80	79	1200	
				60	0.2	75	69	1450	
2RK-10GN-A	可逆式 Reversible	10	單相 1-phase 110	50	0.28	85	78	1200	4.5μF/250V
				60	0.31	80	71	1450	
2IK-10GN-A	感應 Induction	10		50	0.25	85	78	1200	
				60	0.29	80	71	1450	

- 上表參數是指電機單體，不附加任何負荷裝置。
- 電機額定轉速、額定電流允許在±5%範圍內變動。

- Parameters in above table refer to motor alone,without any load device.
- Permissible change in rated speed and rated current of the motor is within the range of ±5%.

減速電機允許負載
Allowable load for the gear motor

減速參數 Geared-down parameter	同步轉速r/mn Synchronous speed		500	417	300	250	200	150	120	100	83	75	60	50	41	37	30	25	20	16	15	12.5	10	8.3	7.5
	減速比i ratio		3	3.6	5	6	7.5	10	12.5	15	18	20	25	30	36	40	50	60	75	90	100	120	150	180	200
最大允許負載 Max allowable load	6W	kg.cm	1.3	1.6	2.32	2.67	3.3	4.5	5.5	6.2	7.3	8.1	9.7	11.2	13.8	15.2	17.1	21.2	25.3	29.6	3.0				
		N.m	0.13	0.16	0.22	0.26	0.32	0.43	0.53	0.6	0.72	0.8	0.96	1.1	1.38	1.5	1.7	2.1	2.5	2.9					
	10W	kg.cm	2.1	2.51	3.42	4.1	5.3	6.7	8.7	10.1	11.6	12.9	16.2	19.2	23.1	26.2	28.2	3.0							
		N.m	0.2	0.25	0.34	0.4	0.51	0.67	0.86	1.0	1.15	1.28	1.6	1.92	2.3	2.6	2.8								

- 轉速是以電動機的同步轉速爲基準除以減速比而算出的數值。實際轉速將隨負載大小變化而比所示數值減少2~15%左右。
- 希望以大于上表的減速比進一步減速時，可在電動機與減速機之間安裝減速比爲10的中間減速機。
- 當負載扭矩超過減速電機最大允許負載扭矩，并有堵轉情況存在時，請在減速箱輸出軸和負載連接處加裝扭矩限制裝置，確保齒輪減速箱正常運行。

- The speed is based on the synchronous motor speed reduction ratio as a benchmark calculated by dividing the value of.Actual speed will vary the size of the load changes in less than the values shown in2~15%.
- Hope to the table of the reduction ratio is greater than the further reduction,it would be installed between the motor and the reducer reduction ratiio of 10 the middle of the reducer.
- When the load torque exceeds the maximum allowable load torque gear motor,and a locked rotor situation exists,please slow down box at the junction of the output shaft and load torque limit device installed to ensure the normal operation gearbox.

圓軸型
Circular shaft type

2IK-6A-C　　2RK-6A-C
2IK-6A-A　　2RK-6A-C

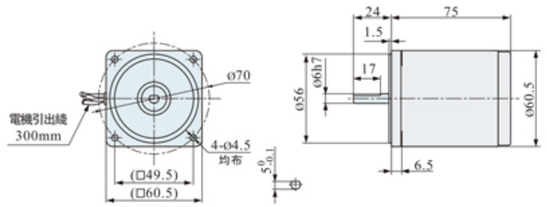

結構：電動機
重量：0.85kg

Structure: Electric motor
Weight: 0.85kg

定速型 Optical axis type　齒輪品名 Name of Gear 2GN □K

2IK-6GN-C　　2RK-6GN-C
2IK-6GN-A　　2RK-6GN-A

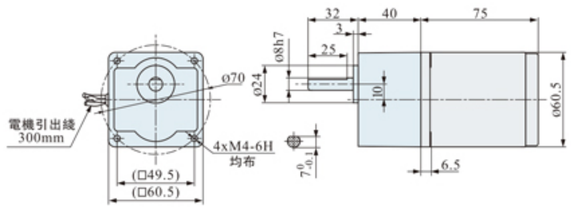

結構：減速器+電動機
重量：1.17kg
減速比：1:3-1:200

Structure: Reducer+Electric motor
Weight: 1.17kg
Speed Reducing Ratio: 1:3-1:200

調速型 Speed regulation type　齒輪品名 Name of Gear 2GN □K

2IK-6RGN-C　　2RK-6RGN-C
2IK-6RGN-A　　2RK-6RGN-A

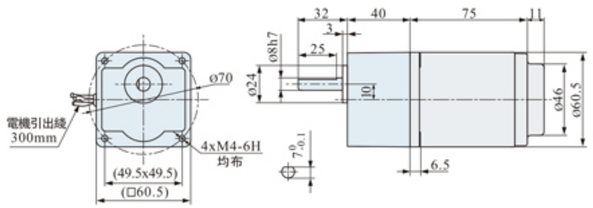

結構：減速器+電動機+調速器
重量：1.2kg
減速比：1:3-1:200

Structure: Reducer+Electric motor+Speed governor
Weight: 1.2kg
Speed Reducing Ratio: 1:3-1:200